











ESTACIONAMENTOS E ACESSOS

ESTACIONAMENTO

-  A manter
-  A criar/requalificar

ACESSOS






-  Sobrelevado existente
-  Sobrelevado a criar/reconstruir
-  Sobrelevado a demolir
-  Escada ou rampa
-  Não consolidado a retirar/requalificar
-  Veículos motorizados autorizados

EQUIPAMENTOS E APOIOS





TIPOLOGIAS

- E** Equipamento
- EP** Equipamento com funções de Apoio de Praia
- APC** Apoio de Praia Completo
- APS** Apoio de Praia Simples




CONSTRUÇÕES

-  A manter
-  A criar
-  A relocar
-  A demolir/remover
-  Polígono de implantação




ZONAS A AFETAR A USOS

-  Área útil de praia
-  Limite de área a sujeitar a concessão
- UB00** Identificação de Unidade Balnear
-  Corredor de emergência
-  Área destinada a Arte Xávega

PLANO DE ÁGUA ASSOCIADO

-  Limite de espraiamento das vagas
-  Zona de Banhos
-  Limite do plano de água associado

OUTRAS INTERVENÇÕES

-  Duna costeira a reabilitar
-  Duna costeira consolidada
-  Obra de defesa costeira a criar



**PROGRAMA DE ORLA COSTEIRA
OVAR - MARINHA GRANDE**

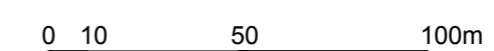


PLANO DE PRAIA **POÇO DA CRUZ**

TIPOLOGIA **SEMINATURAL**

FOLHA **17**

ESCALA **1:2 000**



EQUIPA

